

General Purpose End Suction Pumps

PEERLESS F/C SERIES

Peerless F Series pumps are general purpose, frame mounted, end suction pumps flexibly coupled to drivers and equipped with coupling guards. Each entire unit can be mounted on a steel base. An optional drip pan is available.

Peerless Pump C Series pumps are close coupled with standard C-face JM or JP solid shaft ball bearing motors specifically designed for pump applications in accordance with standards developed by the Hydraulic Institute (HI) and the National Electrical Manufacturers Association (NEMA).

Key Features and Benefits

- Available in cast iron bronze fitted and all iron construction; packed boxes or mechanical seals are available
- Casing is fitted with a bronze/steel replaceable wear ring and pipe connection flanges are equivalent 125# ANSI flanges rated for 175# Maximum Working Pressure (MWP)
- Motor bearings are grease lubricated and are sized for a minimum of 20,000 hours L10 basic rating life or 100,000 hours median bearing life; shaft is designed to limit the shaft deflection to no more than .002" at the seal faces
- The motor/impeller shaft is protected with a replaceable (bronze/stainless steel) sleeve installed between the shaft and the packing or mechanical seal
- Mechanical seals are designed for water service and light hydrocarbons up to 250 °F, and seals are face type with Ni-resist seat, carbon washer, 18-8 stainless steel metal parts and Viton elastomers
- Furnished with enclosed dynamically balanced impellers for smooth, low vibration operation; impeller is keyed to the shaft for positive driving and is secured in place with a stainless steel washer and self-locking cap screw
- The impeller diameter is no more than 90 percent of the maximum impeller diameter which the case tongue or cut-water could accommodate, resulting in low hydraulic noise levels



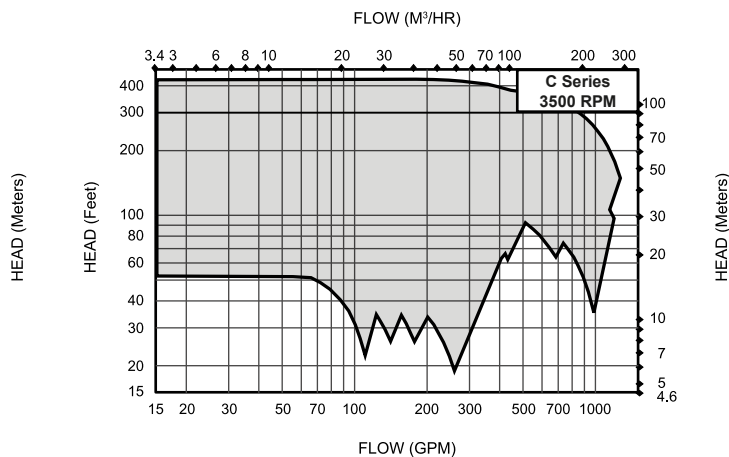
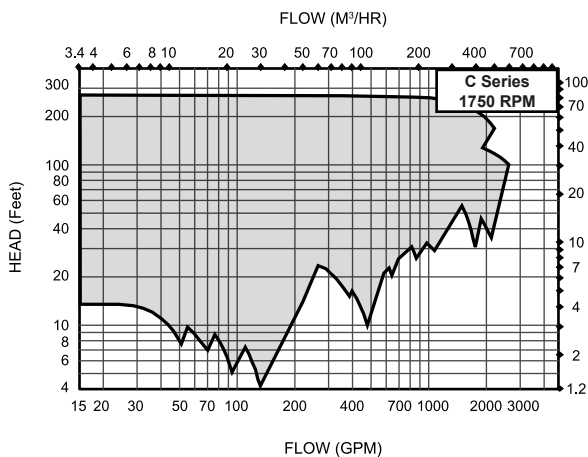
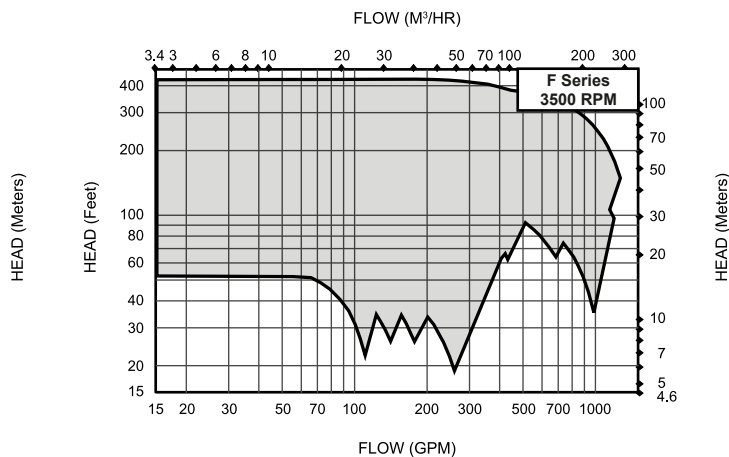
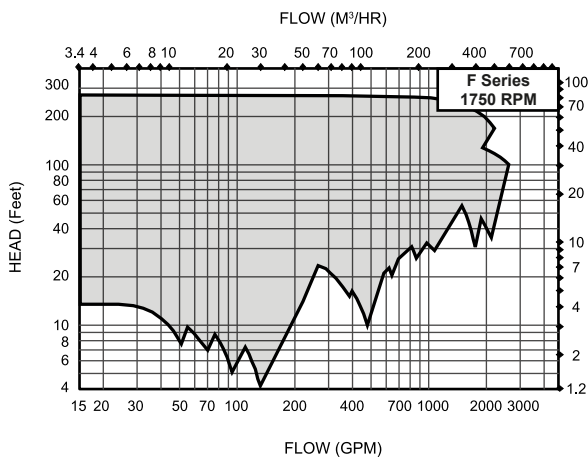
APPLICATIONS

- Medium service duty
- HVAC
- Boosting
- General circulating

F/C Series Technical Data

F Series Information	
Flow, Q:	max. 3000 gpm (675 m ³ /h)
Head, H:	max. 400 ft. (122 m.)
Operating Pressure:	max. 175 psi (12.3 kg/cm ²)
Horsepower:	max. 125 hp (93kW)
Liquid temp.:	+32 °F to +250 °F (0 °C to 120 °C)

C Series Information	
Flow, Q:	max. 2300 gpm (560 m ³ /h)
Head, H:	max. 400 ft. (122 m.)
Operating Pressure:	max. 175 psi (12.3 kg/cm ²)
Horsepower:	max. 75 hp (55kW)
Liquid temp.:	+32 °F to +250 °F (0 °C to 120 °C)



The name Grundfos, the Grundfos logo, and be think innovate are registered trademarks owned by Grundfos Holding A/S or Grundfos A/S, Denmark. All rights reserved worldwide. L-FC-5L-001 04-17