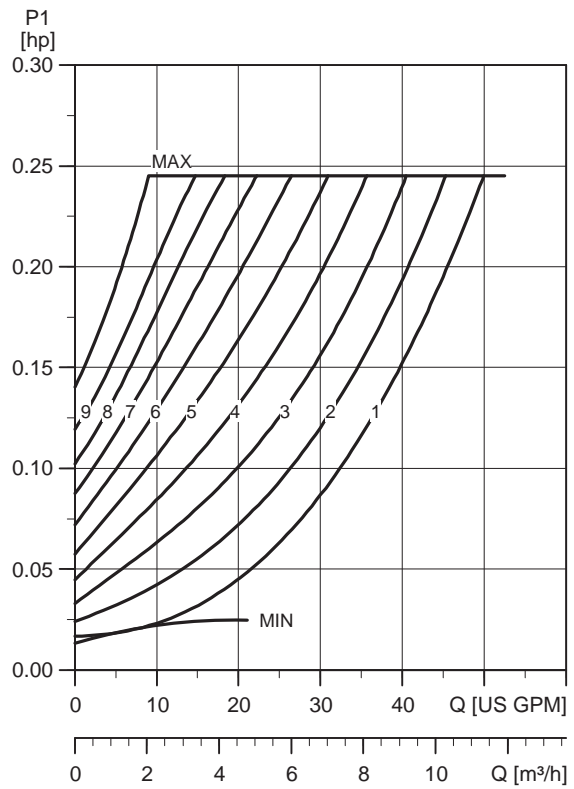
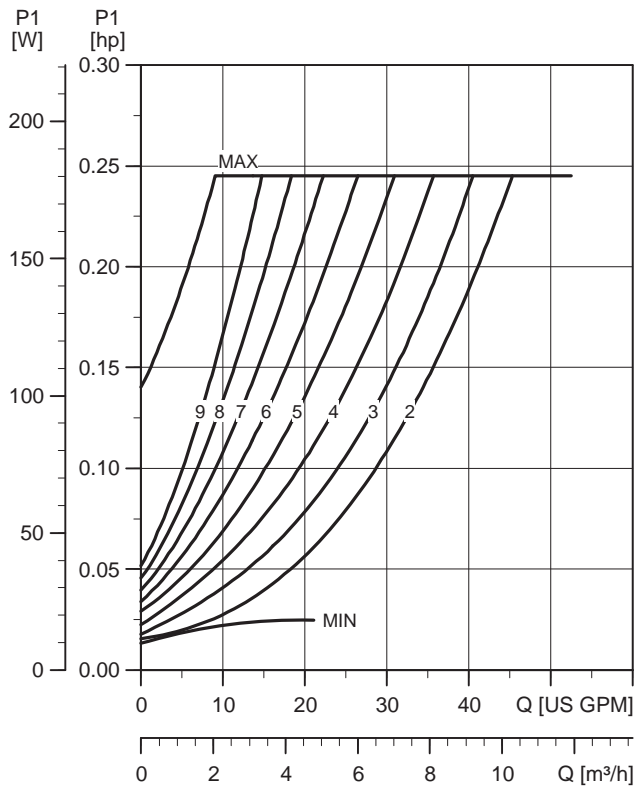
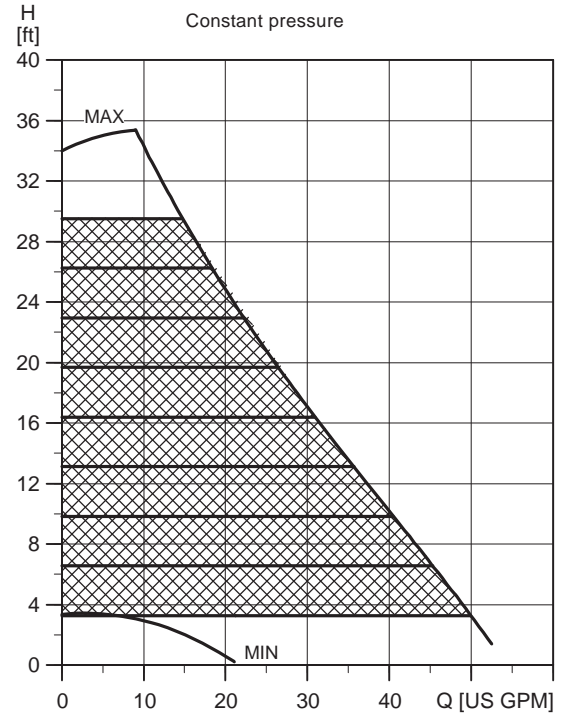
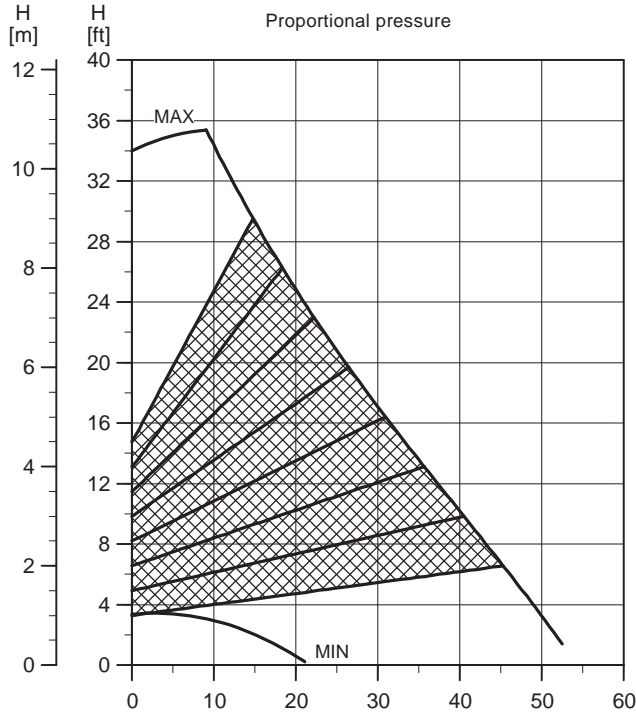


MAGNA 32-100 F

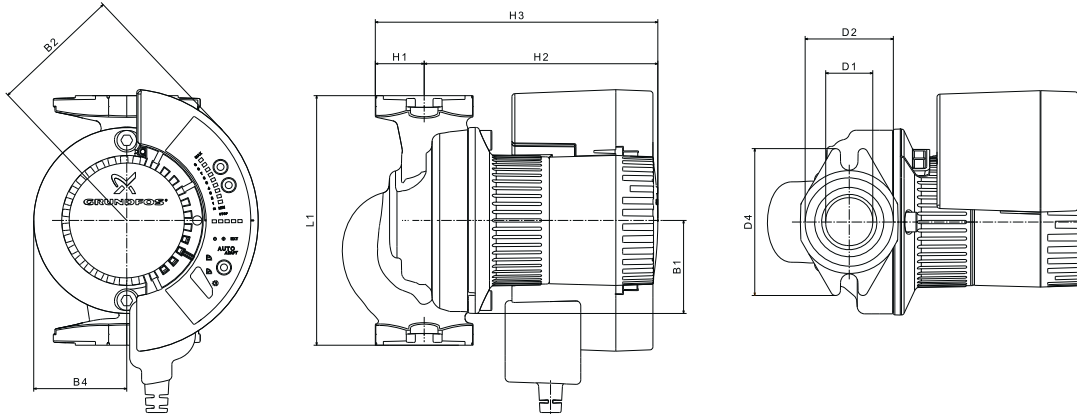


TM04 9409 4110

Electrical data

U_n [V]		P_1 [W]	$I_{1/1}$ [A]
1 x 208 - 230	Min.	10	0.1 A
	Max.	180	1.37 - 1.23 A

MAGNA 32-100 F is also available with stainless-steel housing, type N.



TM04 9443 5110

Dimensions

Pump type	Dimensions										
	L1	B1	B2	B4	H1	H2	H3	D1	D2	D4	
MAGNA 32-100 F	[in]	6 1/2	2 3/8	3 3/8	2 3/8	1 1/4	6 1/8	7 3/8	1 1/4	2 1/4	3 7/8
	[mm]	165	61.5	86.9	61.5	32.3	154.5	186.8	31.1	58.5	97.1

Weights

Pump type	Weights [lb (kg)]
	Gross
MAGNA 32-100 F	13 (6)